





INSPECTION RECORD

	UNDERGROUND			ROUGH-IN						FINAL		
	Type	Date	By	Type	Date	By	Type	Date	By	Type	Date	By
PLUMBING	Building Drains			Drainage, Waste & Vent Piping			Indirect Waste			Drainage, Waste & Vent Piping		
	Water Piping									Backflow Prevention		
	Building Sewer			Water Piping			Condensate Lines			Water Heater		
	Sewer Connection									FINAL APPROVAL		
MECHANICAL	Refrigerant Piping			Refrigerant Piping			Chimney(s)			Grease Exhaust System		
				Duct Furnace(s)			Fire Dampers			Air Cond. Unit(s)		
	Ducts/Plenums			Ducts/Plenums			<input type="checkbox"/> Radiant Htr(s) <input type="checkbox"/> Unit Htr(s)			Refrigeration Equipment		
	Gas Piping 7/8 BD			Duct Insulation			Pool Heater			Furnace(s)		
				Combustion Products Vents			Ventilation <input type="checkbox"/> Supply <input type="checkbox"/> Exhst.			FINAL APPROVAL		
ELECTRICAL	Conduits & or Cable			Conduits/Cable	7/8	BD	<input type="checkbox"/> Range <input type="checkbox"/> Dryer			Temp Service Temp Lighting		
	Grounding & or Bonding			Rough Wiring			<input type="checkbox"/> Generator(s) <input type="checkbox"/> Motors			Fixtures Lampholders		
	Floor Ducts Raceways			Service Panel Switchboard			<input type="checkbox"/> Water Htr <input type="checkbox"/> Welder			Signs		
	Service Conduit			Busways Ducts			<input type="checkbox"/> Heaters <input type="checkbox"/> Heat Cable			Electric Mtr. Clearance		
	Temporary Power Pole			Subpanels	7/8	BD	<input type="checkbox"/> Duct Htr(s) <input type="checkbox"/> Furnace(s)			FINAL APPROVAL		
BUILDING	Location, Set-backs, Esmt(s)			Exterior Wall Construction			Roof Covering Roof Drainage			Smoke Detector		
	Excavation						Exterior Lath			Demolition (sewer cap)		
	Footings & Reinforcing			Pool 7/8 BD	7/8	BD	<input type="checkbox"/> Interior Lath <input type="checkbox"/> Wallboard					
	Floor Slab			Interior Wall Construction			Fire Wall(s)			Building or Structure		
	Foundation Walls			Columns & Supports			Fireplace Chimney					
	Sub-soil Drain			Crawl Space <input type="checkbox"/> Vent <input type="checkbox"/> Access			Attic <input type="checkbox"/> Vent <input type="checkbox"/> Access					
	Piles			Floor System(s)						FINAL APPROVAL BLDG. DEPT.		
				Roof System			Special Insp Reports Rec'd			Certificate of Occupancy Issued		
ADDITIONAL	INSPECTIONS, CORRECTIONS, ETC.						INSPECTIONS, CORRECTIONS, ETC.					
												
												
												
												

APPLICATION
for
RESIDENTIAL, BUILDING, ELECTRICAL, PLUMBING, MECHANICAL, PERMITS AND DEMOLITION
from the
CITY OF NAPOLEON - BUILDING DEPARTMENT
255 West Riverview Avenue, Napoleon, Ohio 43545 - Phone 419-592-4010

Entry No. _____		<u>BASE</u>	<u>PLUS</u>	<u>TOTAL</u>
Permit No. <u>2691</u> Issued <u>7-2-92</u>	: X	Building \$ <u>9.00</u>	\$ <u>9.00</u>	\$ <u>18.00</u>
Job Location <u>322 Oak Street</u>	:	Electrical \$ _____	\$ _____	\$ _____
Lot _____	:	Plumbing \$ _____	\$ _____	\$ _____
sub-div or legal description _____	:	Mechanical \$ _____	\$ _____	\$ _____
Issued by <u>BND</u>	:	Demolition \$ _____	\$ _____	\$ _____
Building Official _____	:	Zoning \$ _____	\$ _____	\$ _____
Owner <u>Marion Rees</u> Phone <u>599-2132</u>	:	Sign \$ _____	\$ _____	\$ _____
Address <u>322 Oak Street</u>	:	Water Tap \$ _____	\$ _____	\$ _____
Agent <u>Imperial Pools</u> Phone <u>893-7663</u>	:	Sewer Tap \$ _____	\$ _____	\$ _____
Address <u>218 Illinois Ave Maumee OH 43537</u>	:	Temp Water \$ _____	\$ _____	\$ _____
Description of Use <u>installation of above ground pool</u>	:	Temp Elec. \$ _____	\$ _____	\$ _____
Residential _____	:	Additional Structure _____	_____	Hours _____
(number dwelling units) _____	:	Plan _____	_____	_____
Commercial _____ Industrial _____ New _____	:	Review _____	Electric _____	Hours _____
New _____ Addition _____ Replacement _____ Remodel _____	:	TOTAL FEES -----	-----	\$ <u>18.00</u>
Mixed Occupancy _____ Change of Occupancy _____	:	Less Fees Paid (date) _____	_____	\$ <u>18.00</u>
Estimated Cost: \$ <u>9200</u>	:	BALANCE DUE -----	-----	\$ <u>0.00</u>

ZONING INFORMATION:

District	Lot Dimensions	Area	Front Yard	Side Yard	Rear Yard

WORK INFORMATION:

Building - Garage Floor Area _____ Basement Floor Area _____ 2nd Floor Area _____

Size - Length _____ Width _____ Stories _____ Ground Floor Area _____

Height _____ Building Volume (For Demolition Permit) _____

Description of Work: _____

PAID
JUL 02 1997
CITY OF NAPOLEON

ELECTRICAL: Electrical Contractor _____ Phone _____

Address _____ Estimated Cost: \$ _____

Type of Work: New _____ Service Change _____ Rewiring _____ Add'l. Wiring _____ Temp. Electric Required: Yes _____ No _____

Size of Service _____ Underground _____ Overhead _____ Number of New Circuits _____

Description of Work: _____

PLUMBING: Plumbing Contractor _____ Phone _____

Address _____ Estimated Cost: \$ _____

Water Tap Required: Yes _____ No _____ Size _____ Type of Pipe _____ Water Dist. Pipe _____

Sanitary Sewer Tap Required: Yes _____ No _____ Size _____ Type of Pipe _____ Dr. Waste Vt. Pipe _____

St. Sewer Tap Req.: Yes _____ No _____ Size _____ Type of Pipe _____ Street to be Opened: Yes _____ No _____

Main Building Drain Size: _____ Main Vent Pipe Size: _____

List Number of PLUMBING Fixtures below:

Water Closets _____ Bathtubs _____ Showers _____ Lavatories _____ Kitchen Sinks _____ Disposal _____ Dishwasher _____

Clothes Washer _____ Floor Drains _____ Other (Fixtures/Type): _____

Description of Work: _____

MECHANICAL: Mechanical Contractor _____ Phone _____

Address _____ Estimated Cost: \$ _____

Heating System: Forced Air _____ Gravity _____ Hot Water _____ Steam _____ Unit Heaters _____ Radiant _____ Baseboard _____

Type of Fuel: Electric _____ Natural Gas _____ Propane _____ Wood _____ Coal _____ Solar _____ Geothermal _____ Other _____

Number of Heat Zones: _____ Hot Water: (One Pipe _____ Two Pipe _____ Series Loop _____)

Electric Heat: (No. of Circuits _____) No. of Furnaces _____ No. of Hot Air Runs _____

No. of Hot Water Radiators _____ Total Heat Loss _____ Rated Capacity of Furnace/Boiler _____

Location of Heating Units: Crawl Space _____ Floor Level _____ Attic _____ Suspended _____ Roof _____ Outside _____

Description of Work: _____

DRAWINGS REQUIRED: All Applications must be accompanied by two (2) complete set of Drawings including Site Plans, Foundation Plans, Floor Plans, Structural Framing Plans, Exterior Elevations, Section and Details, Stair Details, Electrical Layout, Plumbing Isometric, Heating Layout, etc. All Plans shall be DRAWN TO SCALE, show all existing structure on the Site Plans also, show Electric Panel and Furnace Locations.

READ AND SIGN BELOW: The undersigned hereby makes application for a Permit for all work described herein, and agrees to complete the work in strict accordance with all applicable provisions of the current edition of the C.A.B.O. Building Code, the Napoleon Building and Zoning Codes, the Napoleon Engineering Department Rules and Regulations, Standard Specifications and other Pertinent Sections of the Napoleon Code of Ordinances.

Dated: _____ Signature of Applicant X-3 Shady of Reese